



PWeR | **advansys™**

CLEAN WITH CONFIDENCE.

Enhance Bakery Operations | Improve Efficiency | Faster Throughput



- 2-, 4-, AND 6-MINUTE ADJUSTABLE CYCLES
- UP TO 400 SHEET PANS PER HOUR
- WASH 140 QT MIXING BOWLS
- advansys™ VENTLESS ENERGY RECOVERY™
- AUTO-DELIME, INCLUDING BOOSTER HEATER



PW20eR



PW10eR

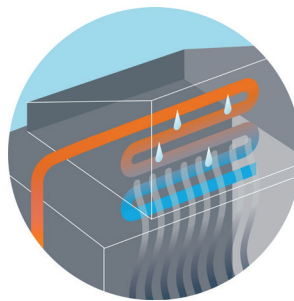


PWeR

Designed to support food safety standards—efficiently.

The Advansys™ line of Hobart Prep Washers tackles your operation's needs with industry leading innovation that:

- Improves cleaning performance
- Decreases energy usage
- Lowers labor costs
- Optimizes chemical usage and water quality.



Ventless Energy Recovery™

A Hobart-exclusive prep washer technology eliminates the need for venting while reducing energy use. Ventless Energy Recovery captures heat energy from the wash and rinse cycle steam to preheat cold inlet water, reducing the energy needed to heat the sanitizing rinse to 180°F.

SAVE AN AVERAGE OF
\$5,400*
ANNUALLY

SAVE AN ADDITIONAL
\$3,500*
ON VENT HOOD INSTALLATION

Hobart's best-in-class commercial dishwashers thoroughly clean and sanitize prep ware more efficiently and consistently than manual washing.



17 consecutive years overall Best-In-Class

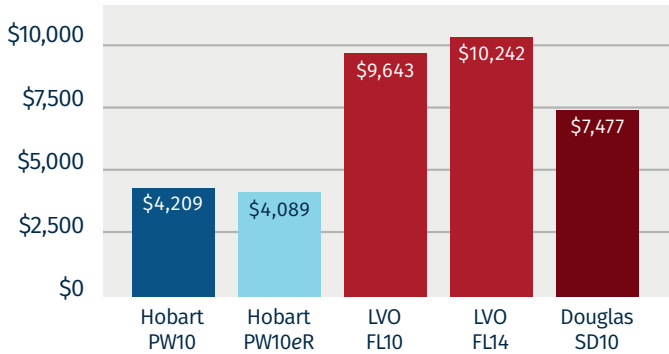


EXPERIENCE REAL SAVINGS FOR YOUR OPERATIONS

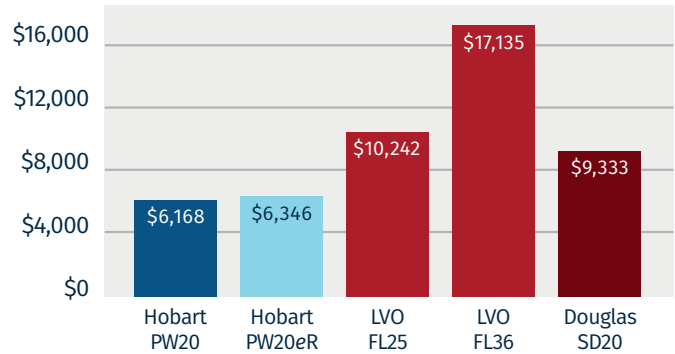


FEATURE	BENEFIT	HOBART			LVO FL14	DOUGLAS SD10	HOBART		LVO FL36	DOUGLAS SD20
		PW10	PWVeR	PW10eR			PW20	PW20eR		
Max Sheet Pans per Hour	Automated wash cycles are fast and efficient—up to 400 sheet pans per hour!	200	156	130	140	100	400	260	360	200
Sheet Pans per Cycle	Fits 10–20 sheet pans or up to a 140-quart mixing bowl per cycle	10	12	10	14	10	20	20	36	20
Gallons per Cycle	Uses as little as 1.2 gallons of water per rack; ENERGY STAR® qualified	1.2	1.2	1.2	6.5	3.8	2.35	2.8	10.5	5.6
No Vent Hood Needed	Ventless Energy Recovery™ recycles wash and rinse cycle energy, eliminating the need for a vent hood	–	✓	✓	–	–	–	✓	–	–
Sanitization Assurance	Sense-a-Temp™ booster maintains 180°F final rinse for consistent NSF-rated sanitization	✓	✓	✓	–	–	✓	✓	–	–
Automatic Deliming (Includes Booster)		–	✓	✓	–	–	–	✓	–	–
Delime Notification	Save cleaning time and help minimize downtime	✓	–	–	–	–	✓	–	–	–
Advanced Service Diagnostics		✓	✓	✓	–	–	✓	✓	–	–
Adaptable to small footprints	Flexible installation to different facility constraints	–	✓	–	–	–	–	–	–	–

Annual Operating Costs: 10–14 Pans*



Annual Operating Costs: 20–36 Pans*



To learn more about Hobart Commercial Dishwashing solutions, visit us at hobartcorp.com or call us at 888 4HOBART.

www.hobartcorp.com/PW

*Savings based on Hobart Total Cost of Ownership audit of PW10, PW10eR, PW20, PW20eR, and competitive standard machines at 50 racks/day using a 2-minute or comparative cycle.